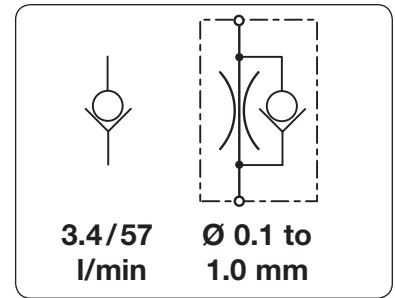





Check valve	The check valve permits flow in one direction only. A small check disc within the housing ensures free flow in one direction and at the same time seals off on the other side.	
Restrictor check valve	The restrictor check valve provides a constant flow in one direction, defined through the orifice size, and a flow of the full nominal size towards the other direction.	
Media	5 µm filtered compressed air or non-corrosive gases	
Diameter tolerance	-3% to +10% of nominal diameter	
Operating pressure	max. 0.7 bar at F2804-400/1/2/3,	max. 5.2 bar at F2804-404
Cracking pressure	< 20 mbar at F2804-400/1/2/3,	< 25 mbar at F2804-404
Temperature range	5 °C to 50 °C / 41 °F to 122 °F	
Material	Body: polysulphone at F2804-400/1/2/3, polypropylene at F2804-404 Check disc: Celcon at F2804-401/2, silicone at F2804-400/3/4	



Dimensions	Operating pressure	Check disk	Connection	Leakage rate	Flow rate	Nominal size	Order number
A	max. bar	made of		< ml/min*3	l/min*2	colour / DN	
mm							

Check valve		operating pressure max. 0.7 / 5.2 bar			F2804		
12	0.7	silicone	plain fittings Ø 2.4	3	3.4	red	1.5 F2804-400*1
		Celcon		51		orange	1.5 F2804-401
		Celcon		17		green	1.5 F2804-402
		silicone		3		blue	1.5 F2804-403
26	0.7	Celcon	fittings Ø 2.7	51	3.4	grey	1.5 F2804-401-B80
		Celcon		17		grey	1.5 F2804-402-B80
		silicone		3		grey	1.5 F2804-403-B80*1
30	0.7	Celcon	fittings Ø 4.7	51	3.4	grey	1.5 F2804-401-B85
		Celcon		17		grey	1.5 F2804-402-B85
		silicone		3		grey	1.5 F2804-403-B85*1
15	5.2	silicone	10-32"	1	57	grey	3.8 F2804-404*1
		silicone	fittings Ø 2.7	1		grey	3.8 F2804-404-B80
		silicone	fittings Ø 4.7	1		grey	3.8 F2804-404-B85




F2804-400/1/2/3 check valve



F2804-404-B85/...-B80 check valve

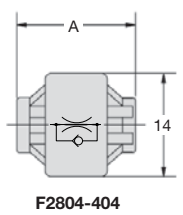
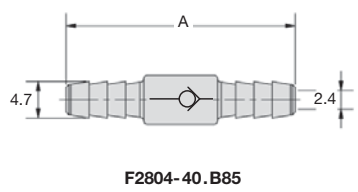
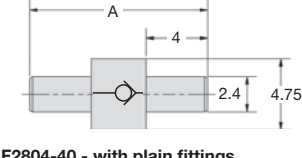
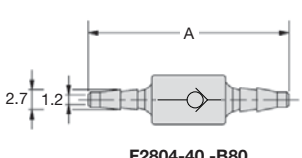


F2804-404-071/-301 restrictor check valve

Restrictor check valve		operating pressure max. 5.2 bar			F2804		
15	5.2	silicone	10-32"				0.10 F2804-404-041*1
							0.13 F2804-404-050
							0.15 F2804-404-051
							0.18 F2804-404-071
							0.25 F2804-404-101*1
							0.30 F2804-404-121
							0.41 F2804-404-161
							0.51 F2804-404-201
							0.64 F2804-404-251*1
							0.76 F2804-404-301
							1.02 F2804-404-401*1

Special options, add the appropriate number
 increased cracking pressure for check valve, with spring 35 mbar F2804-404-05


Accessories
 connecting nipple for F2804-404 10-32" / fitting Ø 2.7 F3120-80
 Ø 4.7 F3120-85
 Ø 5.6 F3120-86



fitting	for tube	
B80	Ø 2.7	1/16" Ø 1.6 mm
B85	Ø 4.7	1/8" Ø 3.2 mm
B86	Ø 5.6	0.17" Ø 4.3 mm

*1 preferred stock items *2 at max. operating pressure *3 at Δp or P₁ = 70 mbar, at type F2804-404: P₁ = 5.2 bar

PDF CAD
www.aircom.net

 Order example:
F2804-400